

















Dashboard Metrics Quick Reference 2019-2020

BIODIVERSITY		INCREASE NATIVE PLANTS
CLIMATE CHANGE		DECREASE CO ₂
CONSUMPTION AND WASTE		DECREASE POUNDS OF TRASH
ENERGY		DECREASE KILOWATT HOURS
HEALTHY LIVING		INCREASE OUTDOOR ACTIVITY
HEALTHY SCHOOLS		INCREASE PERCENTAGE OF GREEN CLEANING PRODUCTS
LEAF (LEARNING ABOUT FORESTS)		INCREASE NUMBER OF TREES
SCHOOLYARD HABITATS®		INCREASE SQUARE FEET OF WILDLIFE HABITAT OR FOOD GARDENS
SUSTAINABLE FOOD		INCREASE LOCALLY SOURCED FOODS
TRANSPORTATION		INCREASE STUDENTS/STAFF WALKING, BIKING AND CARPOOLING
WATER		DECREASE GALLONS OF WATER USED
WOW-WATERSHEDS		INCREASE ACTIONS TAKEN TO SUPPORT LOCAL WATERSHED
WOW-OCEANS		INCREASE POUNDS OF LITTER DIVERTED TO LANDFILL
WOW-WETLANDS		INCREASE ACTIONS TAKEN TO IMPROVE WETLANDS



Dashboard Metrics Quick Reference 2019-2020

2 of 2

PATHWAY	METRIC 1	METRIC 2 (if applicable)
Biodiversity	How many different types of native plants have been added to the school grounds to increase biodiversity and support local wildlife populations?	
Climate Change	Since conducting the baseline audit, by how many pounds has your school reduced its CO2 emissions?	How many students, staff and community members have pledged to decrease their carbon footprint?
Consumption and Waste	Collectively considering all waste campaigns and initiatives, such as composting, zero-waste efforts, etc., by how many pounds has your school reduced waste, diverting it from landfills since collecting the baseline data?	By how many pounds has your school increased recycling since collecting its baseline data?
Energy	On average, by how many kWh has your school's electricity decreased since collecting your baseline data?	
Healthy Living	How many minutes per week (5 day week) do students and staff spend engaged in outdoor activity, either structured or unstructured, such as recess, sports, gardening, biking, walking/running, etc.?	
Healthy Schools	What percentage of your school's cleaning supplies are certified green?	Does your school have an Indoor Air Quality (IAQ) monitoring program?
Learning About Forests	What is the total worth, in dollars, of the trees in your forest study site?	
Schoolyard Habitats®	How many square feet of wildlife habitat does your school contain?	What are the average number of minutes students spend in the garden or outdoor learning space each week?
Sustainable Food	What percentage of food served at your school is sourced locally?	Does your school have a vegetable garden that students plant and harvest?
Transportation	On average, how many more students and staff travel to and from school by walking, biking or carpooling than did before implementing your action plan?	Does your school have a "no idling" policy for buses and cars?
Water	On average, by how many gallons has your school's water usage decreased?	
WOW-Watersheds	How many actions did students take to improve our watershed health?	
WOW-Oceans	How many total pounds of litter has been diverted from the ocean in which your watershed empties?	
WOW-Wetlands	How many actions did students take to improve wetland health?	